

# PARKING

Click the link or take your phone to use the QR-code.

These will lead you directly to the parking garage via google maps:



## ADDRESS OF PARKING GARAGE


Öpark Garagen GmbH  
Parkgarage Am Museumsquartier  
Museumsplatz 1  
1070 Wien





<https://www.google.com/maps/dir/48.2046657,16.3548952/parken+am+museumsquartier+wien/@48.2051793,16.3551196,17.75z/data=!4m9!4m8!1m1!1e1!1m5!1m1!1s0x476d07904159f2f3:0x68432dc5dde824df!2m2!1d16.359611!2d48.203563>

We recommend coming to the apartment first. We will give you the parking card and help with your luggage. It takes around 2 minutes to drive and 2 minutes to walk back.

From the apartment to the garage in pictures:



GO STRAIGHT



KEEP RIGHT



KEEP RIGHT

## PARKING YOUR CAR

Drive to the barrier and insert the parking card into the slot.

Park your car wherever you can find space.

## EXIT FROM THE CAR PARK

Drive to the barrier and insert the parking card into the slot.

**IMPORTANT:** It is essential to insert the parking card even if the barrier is open - otherwise the parking fee will be charged continuously to us.

**DO NOT INSERT CARD INTO THE TICKET MACHINE!**

## AFTER CHECK-OUT

Put parking card & key chip in mailbox number "2" after check-out.

